



**Philippine Ports Authority – Port Management Office of Batangas (PPA-PMOB)
Bids and Awards Committee (BAC)**

SUPPLEMENTAL / BID BULLETIN NO. 1

**FOR THE PROCUREMENT OF VARIOUS OFFICE FURNITURE, FIXTURE
AND EQUIPMENT FOR THE PORT MANAGEMENT OFFICE OF BATANGAS**

Notice To : All Contractors-Applicants/Bidders
: Members, PMOB-BAC
: Others Concerned

This is in connection with the bidding documents for the “**PROCUREMENT OF VARIOUS OFFICE FURNITURE, FIXTURE AND EQUIPMENT FOR THE PORT MANAGEMENT OFFICE OF BATANGAS**” which was published at PhilGEPS website on September 20, 2018 and posted at PPA website and PPA-PMOB Bulletin Board, please be informed of the following amendments on **Section VII. Technical Specifications**:

Technical Specifications			
As posted		As Amended	
Item No.	Item Description/Specification	Item No.	Item Description/Specification
1	Combi Blinds Composition: 100% Polyester; Fabric Width: 280cm; Packing per roll: 50 meter; Type: Dual Combi; Packing method: Hard Paper Tube: Thickness: Solid / 0.29mm, Mesh / 0.17mm; Characteristic: Progressive color effected pleated blind, Center color dark tone, outside Color light tone Note: <ul style="list-style-type: none"> - Including labor, tools/equipment and materials, and other miscellaneous expenses for the installation - Given quantity (area) is based on measurement of window openings per as-built plan - Location: PPA Administration Bldg, PPD Headquarters, TMO Romblon 	1	Combi Blinds Composition: 100% Polyester; Fabric Width: 280cm; Packing per roll: 50 meter; Type: Dual Combi; Packing method: Hard Paper Tube: Thickness: Solid / 0.29mm, Mesh / 0.17mm; Characteristic: Progressive color effected pleated blind, Center color dark tone, outside Color light tone Note: <ul style="list-style-type: none"> - Including labor, tools/equipment and materials, and other miscellaneous expenses for the installation - Given quantity (area) is based on measurement of window openings per as-built plan - Location: PPA Administration Bldg, PPD Headquarters, TMO Romblon <p align="center">(See “Location of Combi Blinds” list for reference)</p>


5	Conference Table with Chair, U Shape 28-seater <ul style="list-style-type: none"> - Particle board, laminated woodgrain finish top with T mold edging - Laminated woodgrain finish leg and front panel - With provision of one (1) grommet - 25mm thickness - 160cm (w) x 70cm (d) x 75cm (h) – min. - With executive high back chair, with armrest, gaslift high adjustment, chrome base with caster wheel; color: black leatherette 	5	Conference Table with Chair, U Shape 28-seater <ul style="list-style-type: none"> - Particle board, laminated woodgrain finish top with T mold edging - Laminated woodgrain finish leg and front panel - With provision of one (1) grommet - 25mm thickness - 160cm (w) x 70cm (d) x 75cm (h) – min. - With twenty-eight (28) executive high back chair, with armrest, gaslift high adjustment, chrome base with caster wheel; color: black leatherette
7	Steel Shelves, Open Type Gauge 22, Five layers <ul style="list-style-type: none"> - Five (5) shelves with single stiffener for extra support - With triangular braces which are located alternately on shelvings - Slotted angle post 1.8mm thick x 1-1.2" x 1-1/2" - Painted with beige enamel finish - Fabricated gauge #22 - 72" (h) x 36" (w) x 18" (d) – min. 	7	Steel Shelves, Open Type Gauge 22 <ul style="list-style-type: none"> - Five (5) shelves with single stiffener for extra support - With triangular braces which are located alternately on shelvings - Slotted angle post 1.8mm thick x 1-1.2" x 1-1/2" - Painted with beige enamel finish - Fabricated gauge #22 - 72" (h) x 36" (w) x 18" (d) – min. <p>(See "Picture for Item No. 7" for reference)</p>
8	Steel Lateral Filing Cabinet, 3 Layers with safe <ul style="list-style-type: none"> - Centralized lock mechanism - Flush pull handle - 90cm (w) x 45cm (d) x 106cm (h) – min. - Equipped with latches and anti-falling devices - Powder coated finish - Gauge # 22 - Color: Beige 	8	Steel Lateral Filing Cabinet, 3 Layers <ul style="list-style-type: none"> - Centralized lock mechanism - Flush pull handle - 90cm (w) x 45cm (d) x 106cm (h) – min. - Equipped with latches and anti-falling devices - Powder coated finish - Gauge # 22 - Color: Beige
9	Modular Partition w/ Accessories <p>A. Engineering Services Division (see Annex "A")</p> <p>B. Port Services Division (see Annex "A-1")</p> <p>C. Administrative Division (see Annex "A-2")</p> <p>Annex "A"</p> <p>No. 25</p> <p>LAMINATED GLASS PARTITION</p> <ul style="list-style-type: none"> - 42mm thk. - aluminum endtrims - 150(h) x 95.5(w) cm. <p>No. 28</p> <p>LAMINATED GLASS PARTITION</p> <ul style="list-style-type: none"> - 42mm thk. 	9	Modular Partition w/ Accessories <p>A. Engineering Services Division (see Annex "A" and Layout 1)</p> <p>B. Port Services Division (see Annex "A-1" and Layout 2)</p> <p>C. Administrative Division (see Annex "A-2" and Layout 3)</p> <p>Annex "A"</p> <p>No. 25</p> <p>LAMINATED GLASS PARTITION</p> <ul style="list-style-type: none"> - 42mm thk. - aluminum endtrims - 210(h) x 95.5(w) cm. <p>No. 28</p> <p>LAMINATED GLASS PARTITION</p> <ul style="list-style-type: none"> - 42mm thk.

<p>- aluminum endtrims - 150(h) x 150(w) cm.</p> <p>Annex "A-1"</p> <p>No. 19</p> <p>TABLE LEG - using particle board - laminated woodgrain finish</p> <p>No. 22</p> <p>LAMINATED GLASS PARTITION - 42mm thk. - aluminum endtrims - 150(h) x 100(w) cm.</p> <p>No. 23</p> <p>LAMINATED GLASS PARTITION - 42mm thk. - aluminum endtrims - 150(h) x 120(w) cm.</p> <p>No.25</p> <p>LAMINATED GLASS PARTITION - 42mm thk. - aluminum endtrims - 150(h) x 150(w) cm.</p> <p>No. 29</p> <p>TABLE LEG - using particle board - laminated woodgrain finish</p> <p>No. 30</p> <p>TABLE LEG - using particle board - laminated woodgrain finish</p>	<p>- aluminum endtrims - 210(h) x 150(w) cm.</p> <p>Annex "A-1"</p> <p>No. 19</p> <p>L-LEG - using particle board - laminated woodgrain finish</p> <p>No. 22</p> <p>LAMINATED GLASS PARTITION - 42mm thk. - aluminum endtrims - 180(h) x 100(w) cm.</p> <p>No. 23</p> <p>LAMINATED GLASS PARTITION - 42mm thk. - aluminum endtrims - 130(h) x 120(w) cm.</p> <p>No. 25</p> <p>LAMINATED GLASS PARTITION - 42mm thk. - aluminum endtrims - 180(h) x 150(w) cm.</p> <p>No. 29</p> <p>T-LEG - using particle board - laminated woodgrain finish</p> <p>No. 30</p> <p>L-LEG - using particle board - laminated woodgrain finish</p>
---	--

Issued this 2nd day of October 2018.

**THE PMOBATANGAS BIDS AND AWARDS COMMITTEE
(PMOB-BAC):**

By:


JEFFREN P. PANGANIBAN
Chairperson

LOCATION OF COMBI BLINDS

ITEM	DESCRIPTION		QTY.	UNIT	
ROLL UP BLINDS					
SECOND FLOOR (TMO Romblon, Romblon)					
1	W1	(4 SETS)	260 (h) x 100 (w)	447.62	ft ²
2	W2	(1 SET)	260 (h) x 100 (w)	55.95	ft ²
GROUND FLOOR (TMO Romblon, Romblon)					
3	W1	(2 SETS)	280 (h) x 90 (w)	325.38	ft ²
4	W2	(1 SET)	110 (h) x 100 (w)	15.00	ft ²
5	W2	(3 SETS)	170 (h) x 100 (w)	164.63	ft ²
6	W3	(8 SETS)	170 (h) x 100 (w)	292.67	ft ²
7	W4	(1 SET)	110 (h) x 100 (w)	30.00	ft ²
8	W5	(3 SETS)	110 (h) x 100 (w)	90.00	ft ²
9	W6	(1 SET)	130 (h) x 100 (w)	60.00	ft ²
IIS - PPD HQ					
10	W1	(1 SET)	150 (h) x 145 (w)	23.40	ft ²
11	W2	(2 SETS)	150 (h) x 110 (w)	35.51	ft ²
BARRACKS NO. 1 - PPD HQ					
12	W1	(1 SET)	150 (h) x 215 (w)	34.70	ft ²
13	W2	(1 SET)	150 (h) x 215 (w)	34.70	ft ²
BARRACKS NO. 2 - PPD HQ					
14	W1	(1 SET)	150 (h) x 80 (w)	15.00	ft ²
15	W2	(1 SET)	160 (h) x 80 (w)	15.00	ft ²
STORAGE AREA (PPD HQ)					
16	W1	(1 SET)	150 (h) x 145 (w)	23.40	ft ²
17	W2	(2 SET)	150 (h) x 145 (w)	46.81	ft ²
18	W3	(1 SET)	80 (h) x 217 (w)	18.68	ft ²
INVEST / CONF. ROOM (PPD HQ)					
19	W1	(1 SET)	150 (h) x 140 (w)	22.60	ft ²
20	W2	(1 SET)	150 (h) x 145 (w)	23.40	ft ²
21	W3	(1 SET)	150 (h) x 145 (w)	23.40	ft ²
22	W4	(1 SET)	100 (h) x 75 (w)	15.00	ft ²
23	W5	(2 SETS)	150 (h) x 110 (w)	35.51	ft ²

PPD MANAGER'S OFFICE - PPD HQ

24	W1	(1 SET)	150 (h) x 105 (w)	16.95	ft ²
25	W2	(2 SETS)	150 (h) x 110 (w)	35.51	ft ²
26	W3	(2 SETS)	150 (h) x 110 (w)	35.51	ft ²
27	W4	(1 SET)	150 (h) x 145 (w)	23.40	ft ²
28	W5	(1 SET)	80 (h) x 110 (w)	15.00	ft ²

PPD OFFICE (GROUND FLOOR) - PPA ADMIN BLDG.

29	W1	(1 SET)	260 (h) x 182 (w)	51.00	ft ²
30	W2	(1 SET)	260 (h) x 91 (w)	26.00	ft ²
31	W3	(1 SET)	260 (h) x 183 (w)	52.00	ft ²

QUARTERS 1 (GROUND FLOOR) - PPA ADMIN BLDG.

32	W1	(1 SET)	260 (h) x 218 (w)	61.00	ft ²
33	W2	(1 SET)	260 (h) x 181 (w)	51.00	ft ²
34	W3	(1 SET)	260 (h) x 90 (w)	26.00	ft ²
35	W4	(1 SET)	260 (h) x 181 (w)	51.00	ft ²

QUARTERS 2 (GROUND FLOOR) - PPA ADMIN BLDG.

36	W1	(1 SET)	180 (h) x 170 (w)	33.00	ft ²
37	W2	(1 SET)	180 (h) x 170 (w)	33.00	ft ²
38	W3	(1 SET)	260 (h) x 185 (w)	52.00	ft ²
39	W4	(1 SET)	260 (h) x 181 (w)	51.00	ft ²
40	W5	(1 SET)	260 (h) x 185 (w)	52.00	ft ²

HALLWAY (GROUND FLOOR) - PPA ADMIN BLDG.

41	W1	(1 SET)	180 (h) x 190 (w)	37.00	ft ²
----	----	-----------	-------------------	-------	-----------------

CLINIC (GROUND FLOOR) - PPA ADMIN BLDG

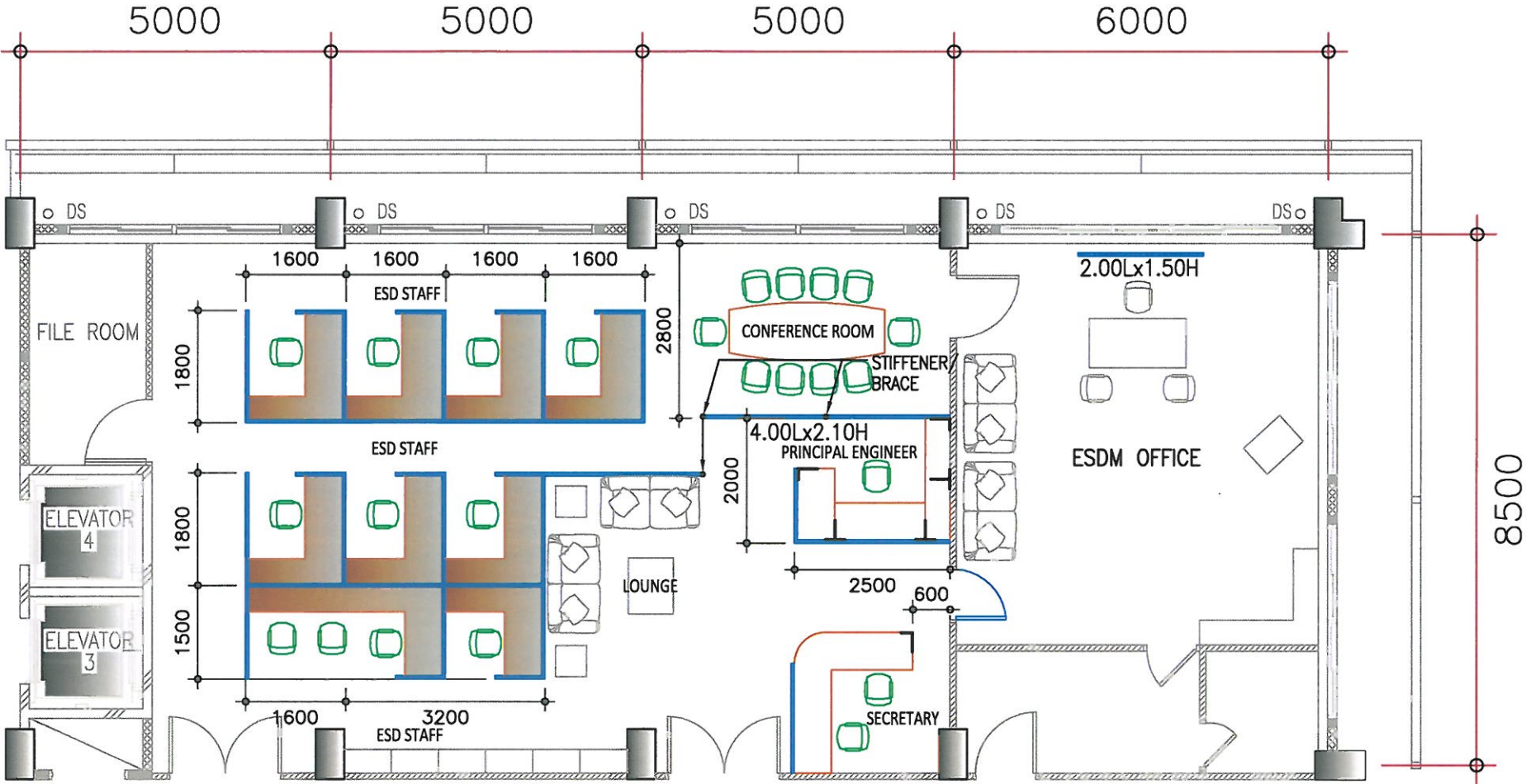
42	W1	(1 SET)	180 (h) x 190 (w)	37.00	ft ²
43	W1	(1 SET)	180 (h) x 190 (w)	37.00	ft ²

HALLWAY (3RD FLOOR) - PPA ADMIN BLDG.

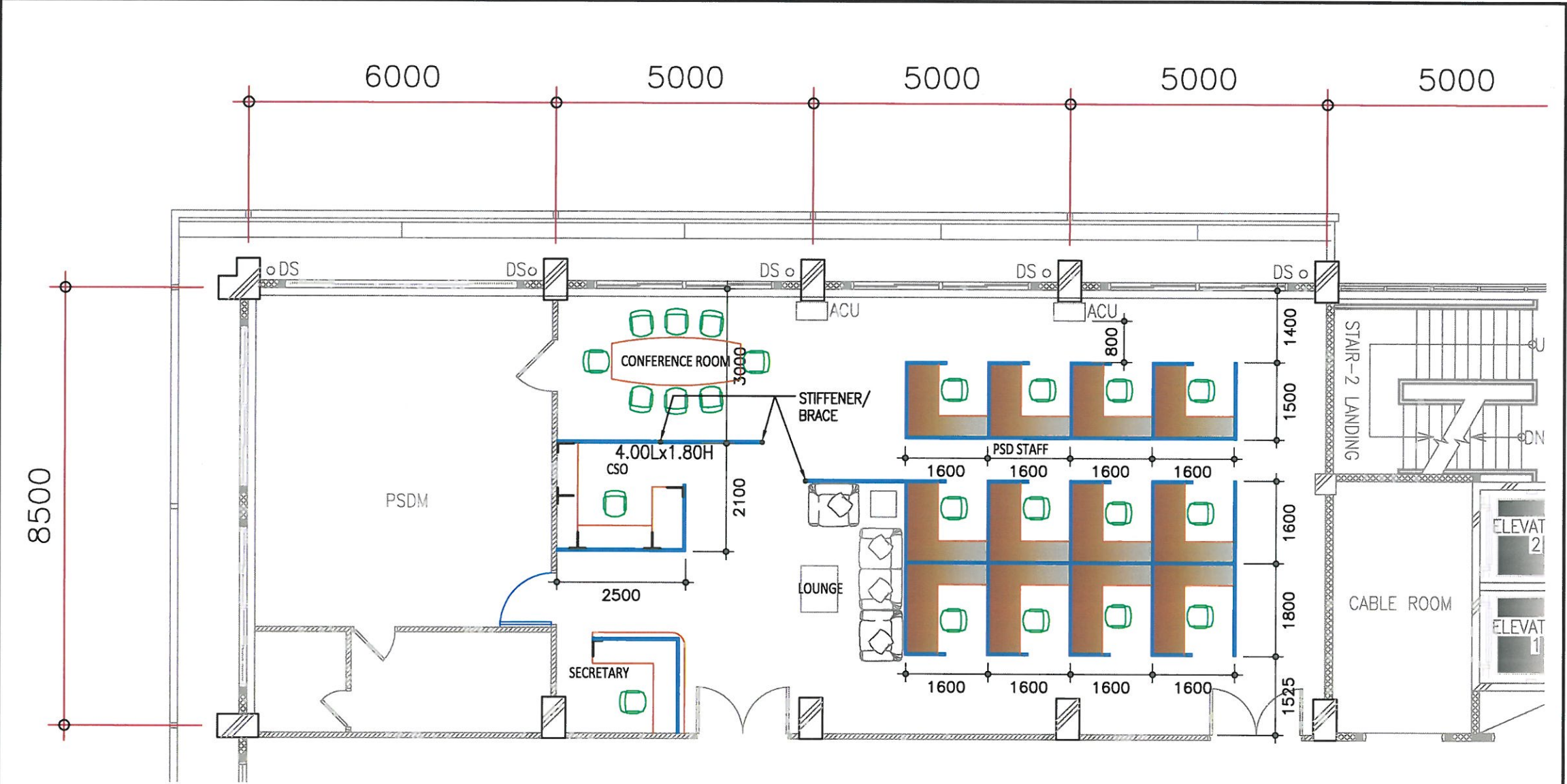
44	W1	(1 SET)	180 (h) x 190 (w)	37.00	ft ²
----	----	-----------	-------------------	-------	-----------------

PICTURE FOR ITEM NO. 7

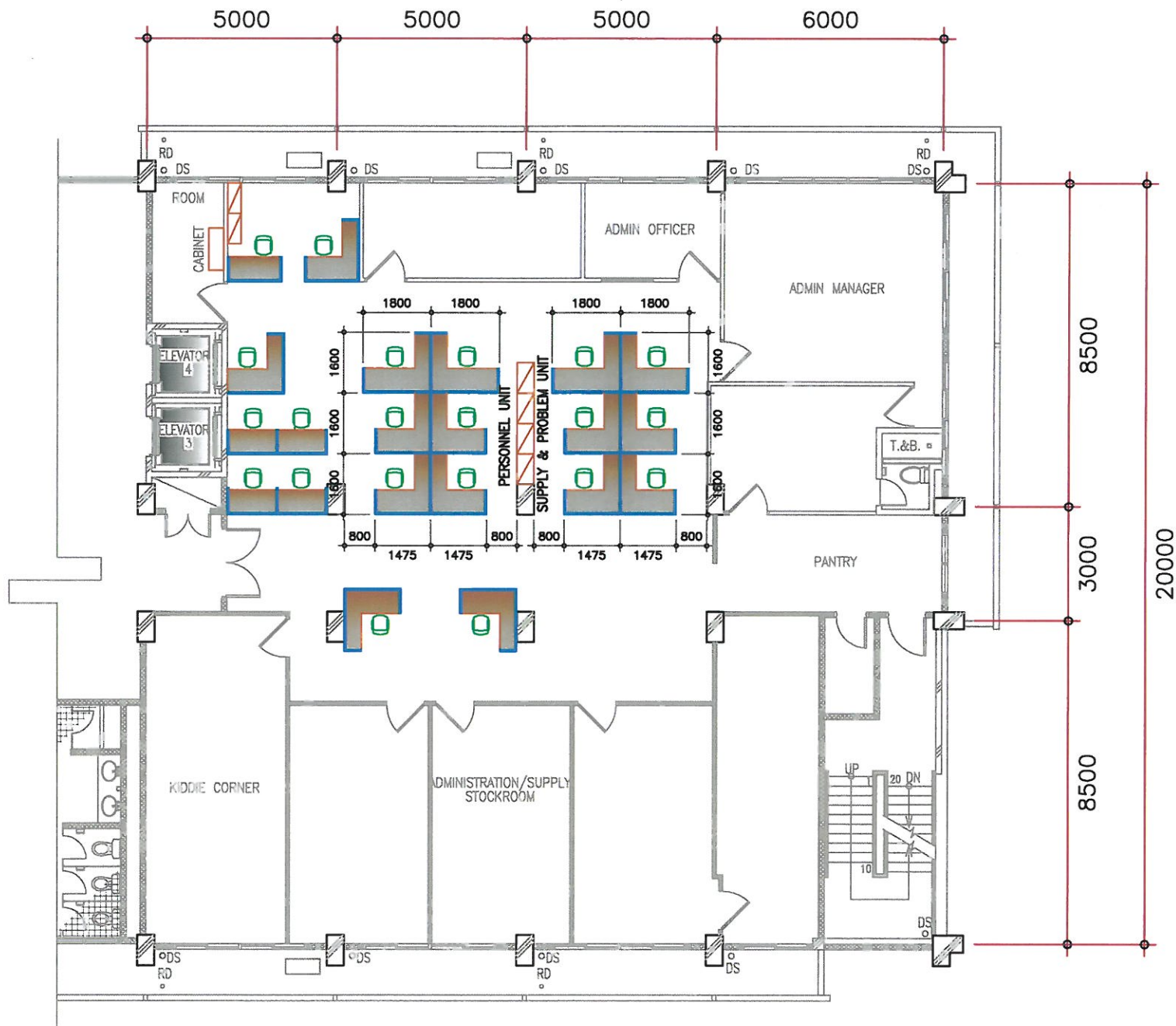




MODULAR PARTITION FOR ENGINEERING
LAYOUT - 1



MODULAR PARTITION FOR PORT SERVICES DIV.
LAYOUT - 2



MODULAR PARTITION FOR ADMIN. DIVISION
LAYOUT - 3