

PORT PERFORMANCE CY 2019 - 2023



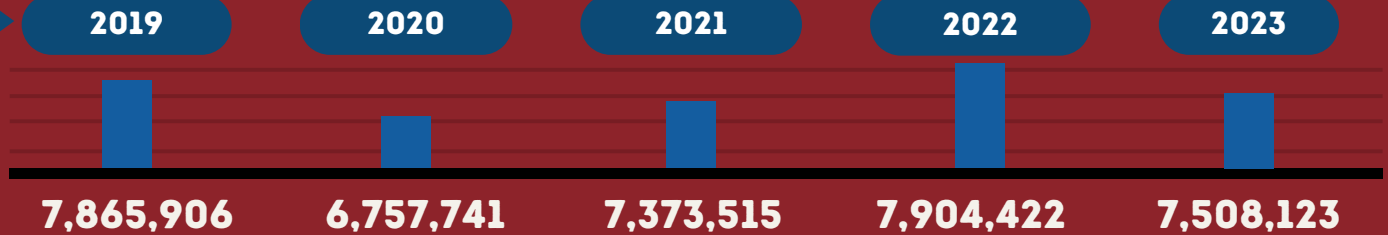
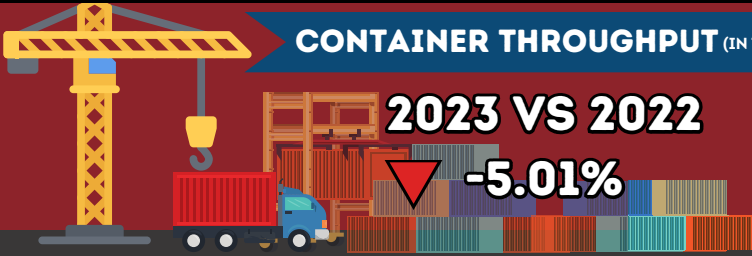
CARGO THROUGHPUT (IN MT)

2023 VS 2022
▲ 5.14%



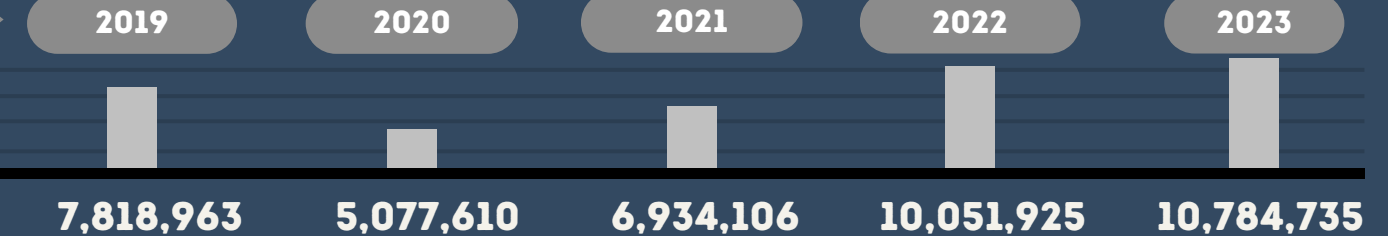

CONTAINER THROUGHPUT (IN TEUs)

2023 VS 2022
▼ -5.01%



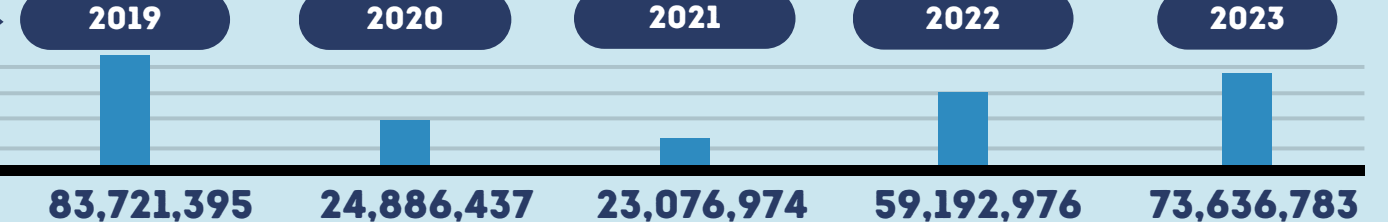
RORO TRAFFIC

2023 VS 2022
▲ 7.29%



PASSENGER TRAFFIC

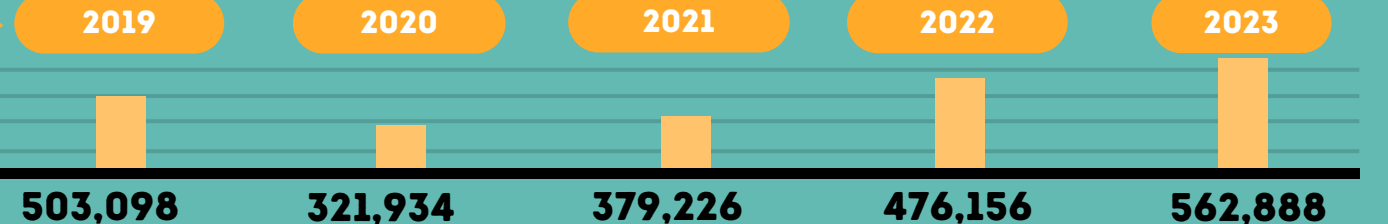
2023 VS 2022
▲ 24.40%



88,080 CRUISE PASSENGERS - CY 2023

SHIPCALLS

2023 VS 2022
▲ 18.22%

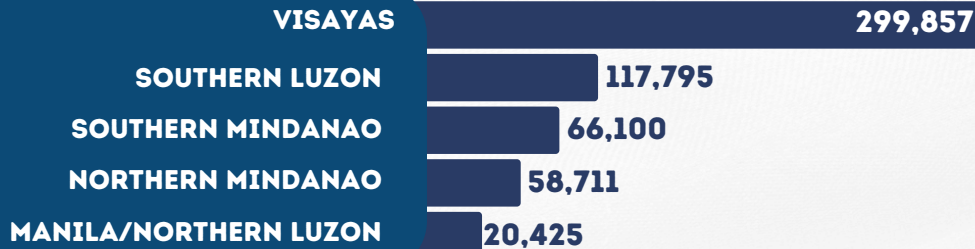



PORT STATISTICS

OVERVIEW CY 2023



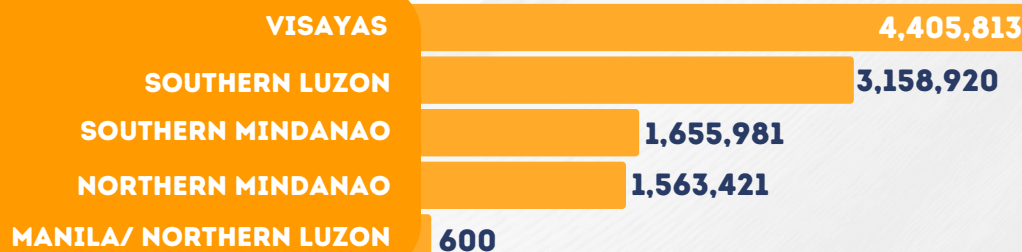
SHIPCALLS - 562,888



PASSENGER TRAFFIC - 73,636,783



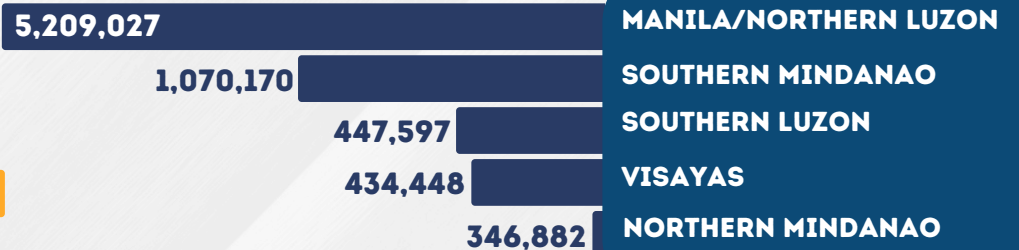
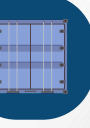
RORO TRAFFIC - 10,784,735



272,462,354 - CARGO THROUGHPUT (IN MT)



7,508,123 - CONTAINER THROUGHPUT (IN TEUs)



PORT STATISTICS CY 2023

CARGO, COMMODITIES, AND RORO TRAFFIC



TOP 10 COMMODITIES

DOMESTIC

01	OTHER GENERAL CARGO	06	ROCK, STONE, GRAVEL
02	MINERAL FUELS	07	LIMESTONE
03	REFINED PETROLEUM	08	OTHER FUEL AND BY-PRODUCTS
04	SAND	09	PASSENGER MOTOR CARS
05	CEMENT	10	OTHER CRUDE MINERALS

IMPORT


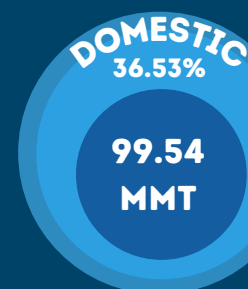
01	OTHER GENERAL CARGO
02	MINERAL FUELS
03	CRUDE PETROLEUM
04	REFINED PETROLEUM
05	CEMENT
06	IRON AND STEEL
07	OTHER CRUDE MINERALS
08	PASSENGER MOTOR CARS
09	WHEAT
10	SOYBEAN MEAL FEEDS

EXPORT

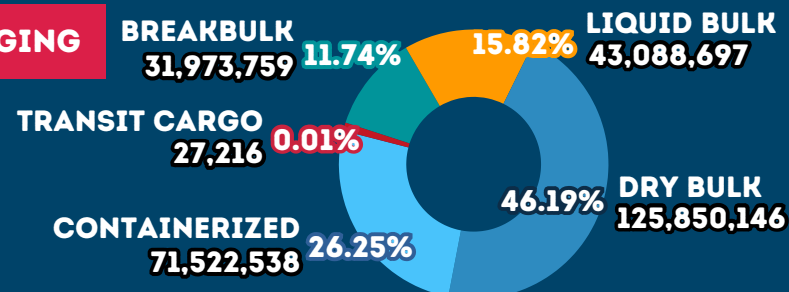
01	METALLIFEROUS ORES
02	OTHER CRUDE MINERALS
03	MINERAL FUELS
04	OTHER GENERAL CARGO
05	NATIVE BANANA
06	SAND
07	COCONUT OIL
08	LIMESTONE
09	SULFURIC ACID
10	NATIVE PINEAPPLE

CARGO THROUGHPUT

BY TYPE OF OPERATION

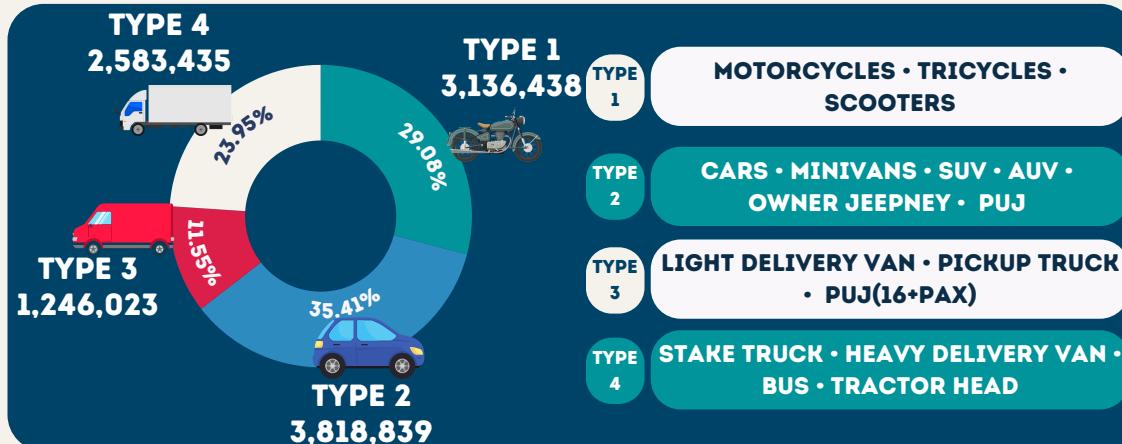


BY TYPE OF PACKAGING



RORO TRAFFIC

NO. OF VEHICLES CARRIED BY RORO VESSELS



PORT STATISTICS CY 2023

TOP PERFORMING PMOs AND PORTS



SHIPCALLS

1. PMO PANAY/GUIMARAS	171,359
2. PMO DAVAO	43,787
3. PMO BATANGAS	37,990
4. PMO NEGROS ORIENTAL/SIQUIJOR	31,132
5. PMO NEGROS OCCIDENTAL/BBB	30,673



CARGO THROUGHPUT (IN MT)

1. PMO SURIGAO	32,147,015
2. M.I.C.T.	26,864,090
3. PMO BATAAN/AURORA	26,646,197
4. PMO NCR NORTH	25,637,398
5. PMO BATANGAS	24,429,868



PASSENGER TRAFFIC

1. PMO PANAY/GUIMARAS	16,355,217
2. PMO BATANGAS	5,928,998
3. PMO BOHOL	5,346,685
4. PMO MINDORO	4,953,945
5. PMO NEGROS ORIENTAL/SIQUIJOR	4,800,645



CONTAINER THROUGHPUT (IN TEUs)

1. M.I.C.T.	2,794,555
2. PMO NCR SOUTH	1,204,745
3. PMO NCR NORTH	1,203,017
4. PMO DAVAO	778,914
5. PMO BATANGAS	341,227



RORO TRAFFIC

1. PMO PANAY/ GUIMARAS	1,656,817
2. PMO DAVAO	1,128,526
3. PMO MINDORO	933,741
4. PMO BATANGAS	932,893
5. PMO NEGROS OCCIDENTAL/BBB	917,680



TOP 10 PORTS (with respective Port Type and PMOs)

BP - Base Port
OTP - Other Terminal Port
OGP - Other Government Port
PP - Private Port

SHIPCALLS

1. BP ILOILO (PMO PNG)	6. PP KUDOS - BAY & RIVER (PMO DVO)
2. OTP JORDAN (PMO PNG)	7. PP BREDCO (PMO NBBB)
3. OGP BUENAVISTA (PMO PNG)	8. BP CALAPAN (PMO MDO)
4. BP BATANGAS (PMO BGS)	9. OTP DUMANGAS (PMO PNG)
5. OTP BABAK (PMO DVO)	10. BP OZAMIZ (PMO MOZ)

CARGO THROUGHPUT

1. BP M.I.C.T (PMO NCS)	6. BP CAGAYAN DE ORO (PMO MOC)
2. BP NORTH HARBOR (PMO NCN)	7. PP BREDCO (PMO NBBB)
3. PP SEMIRARA (PMO PNG)	8. PP MANILA HARBOR CENTER PORT SERVICES, INC. (PMO NCN)
4. PP PETRON CORPORATION/ BATAAN REFINING CORPORATION (PMO BNA)	9. BP ILOILO (PMO PNG)
5. BP SOUTH HARBOR (PMO NCS)	10. PP CARRASCAL NICKEL CORPORATION (PMO SUG)

PASSENGER TRAFFIC

1. BP ILOILO (PMO PNG)	6. OTP BABAK (PMO DVO)
2. BP BATANGAS (PMO BGS)	7. BP ZAMBOANGA (PMO ZBA)
3. OTP JORDAN (PMO PNG)	8. OTP DUMANGAS (PMO PNG)
4. BP CALAPAN (PMO MDO)	9. BP TAGBILARAN (PMO BHL)
5. PP BREDCO (PMO NBBB)	10. OGP BUENAVISTA (PMO PNG)

CONTAINER THROUGHPUT

1. BP M.I.C.T (PMO NCS)	6. BP CAGAYAN DE ORO (PMO MOC)
2. BP SOUTH HARBOR (PMO NCS)	7. PP KTC CONTAINER TERMINAL CORPORATION (PMO DVO)
3. BP NORTH HARBOR (PMO NCN)	8. BP GENERAL SANTOS (PMO SSG)
4. BP BATANGAS (PMO BGS)	9. BP ILOILO (PMO PNG)
5. PP DAVAO INTERNATIONAL CONTAINER TERMINAL (PMO DVO)	10. PP BREDCO (PMO NBBB)

RORO TRAFFIC

1. PP KUDOS - BAY & RIVER (PMO DVO)	6. PP DAIMA SHIPPING CORPORATION (PMO LNI)
2. BP BATANGAS (PMO BGS)	7. OTP JORDAN (PMO PNG)
3. OTP DUMANGAS (PMO PNG)	8. BP ILOILO (PMO PNG)
4. BP CALAPAN (PMO MDO)	9. PP BREDCO (PMO NBBB)
5. BP OZAMIZ (PMO MOZ)	10. OTP MATNOG (PMO BCL)