




Bonifacio Drive, South Harbor, Port Area, Manila 1018, Philippines, P.O. Box 436, Manila, Philippines  
Tel. No. (0632) 527-8356, Fax No. (0632) 527-4855, <http://www.ppa.com.ph>

July 9, 2012



**PPA OPERATIONS MEMORANDUM**  
**CIRCULAR NO. 03 - 2012**

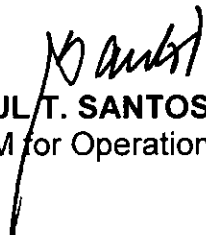
**T O :** The Port District Manager, PDO-Manila/Northern Luzon  
The Port Manager, PMO South Harbor  
The Officer-In-Charge, PPA-MICT  
International Container Terminal Services, Inc. (ICTSI)  
Asian Terminals, Inc. (ATI)  
Cargo Owners/Brokers/Shipping Lines  
and Other Port Users Concerned

**SUBJECT :** Cost-Recovery Adjustment on Cargo-Related Charges for Foreign Containerized and Non-Containerized Cargoes at South Harbor and Manila International Container Terminal

Pursuant to PPA Memorandum Circular (MC) No. 07-2012\* dated June 15, 2012, the cargo-related (arrastre) tariff on international containerized and non-containerized cargoes at South Harbor and the Manila International Container Terminal (MICT) was approved to be adjusted in two (2) tranches.

The first tranche (8% of the rate as of 2010) is to be effective 30 days after publication of the MC or on July 16, 2012. The second tranche (7% of the rate as of 2010) will take effect six months after the effectivity of the first tranche or on January 16, 2013. The cost-recovery adjustment is equivalent to a total of 15% over the 2010 cargo handling tariff on cargo-related handling services.

Attached is the revised schedule of cargo handling tariff at South Harbor and MICT for reference and guidance.

  
**RAUL T. SANTOS**  
AGM for Operations

\*PPA MC No. 07-2012 was published in the Phil. Star and Manila Standard on June 16, 2012.


*VISION*  
By 2010, PPA shall have met the international standards in port facilities and services in at least ten (10) ports in support of national development.

*MISSION*  
We commit to provide reliable and responsive services in our ports, sustain development of our port communities and the environment, and be a model corporate agency of the government.



Bonifacio Drive, South Harbor, Port Area, Manila 1018, Philippines, P.O. Box 436, Manila, Philippines  
Tel. No. (0632) 527-8356, Fax No. (0632) 527-4855, <http://www.ppa.com.ph>

JUN 15 2012



PPA MEMORANDUM CIRCULAR  
NO. 07 - 2012

**TO :** The Port District Manager, PDO-Manila/Northern Luzon  
The Port Manager, PMO South Harbor  
The Officer-In-Charge, MICT  
International Container Terminal Services, Inc. (ICTSI)  
Asian Terminal, Inc. (ATI)  
Cargo Owners/Brokers/Shipping Lines  
And Other Port Users Concerned

**SUBJECT :** Cost-Recovery Adjustment on Cargo-Related Charges for Foreign Containerized and Non-Containerized Cargoes at South Harbor and Manila International Container Terminal

Pursuant to Board Resolution No. 2279 dated June 11, 2012, the cargo-related (arrastre) tariff on international containerized and non-containerized cargoes at South Harbor and the Manila International Container Terminal (MICT) are hereby adjusted, as follows:

- 1<sup>st</sup> Tranche - Eight (8%) percent increase on the present rate to take effect 30 days after publication of this Circular; and
- 2<sup>nd</sup> Tranche - Seven (7%) percent increase or a total of 15% increase over previous tariff and not compounded, to be effective six (6) months after the first tranche.

This Memorandum Circular shall take effect 30 days after publication in two (2) newspapers of general circulation.

  
**JUAN C. STA. ANA**  
General Manager

Published in the following newspapers:

Philippine Star  
Manila Standard/Today - June 16, 2012

**Effectivity Date July 16, 2012**

*VISION*  
By 2010, PPA shall have met the international standards in port facilities and services in at least ten (10) ports in support of national development.

*MISSION*  
We commit to provide reliable and responsive services in our ports, sustain development of our port communities and the environment, and be a model corporate agency of the government.

**PORT OF MANILA**  
**SCHEDULE OF CARGO HANDLING TARIFF AT**  
**MANILA INTERNATIONAL CONTAINER TERMINAL**  
**AND SOUTH HARBOR**  
**As of July 16, 2011**

<u>I. CONTAINERIZED CARGO</u>				<u>1st Tranche*</u>	<u>2nd Tranche*</u>
A. VESSEL CHARGES (Stevedoring) *				6% Inc. Effective <u>11/18/2011</u>	Add'l. 11% Inc. Effective <u>5/18/2012</u>
<u>Non-Self Sustaining Vessel</u>			<u>Basis</u>		
1. CY/FCL					
	<u>Loaded</u>				
	20 footer	/ box	US\$ 82,677	91,257	
	40 footer	/ box	115,652	127,654	
	<u>Empty</u>				
	20 footer	/ box	US\$ 69,498	76,710	
	40 footer	/ box	89,534	98,826	
2. CFS/LCL - Inbound/Outbound.					
	20 footer	/ box	US\$ 204,812	226,066	
	40 footer	/ box	298,480	329,455	
3. Shifting on Board					
		/ box	US\$ 62,642	69,143	
4. Shifting via dock/barge/ vice versa					
	<u>SVD Loaded</u>				
	1- 4 TEU/bay (or equivalent units)	/ box	US\$ 140,970	155,599	
	Above 4 TEU/bay (or equivalent units) but no more than 15 units/bay	/ box	183,255	202,272	
	Above 15 units/bay	/ box	238,213	262,934	
	<u>SVD Empty</u>				
	1- 4 TEU/bay (or equivalent units)	/ box	US\$ 140,970	155,599	
	Above 4 units/bay (or equivalent units)	/ box	183,255	202,272	

\*Per PPA MC No. 13-2011 dtd. Oct. 18, 2011

*Handwritten marks:*  
 2  
 PPA

				1st Tranche* 6% Inc. Effective 11/18/2011	2nd Tranche* Add'l. 11% Inc. Effective 5/18/2012
<b>5. Foreign Transhipment (without rework)</b>					
20 footer	/box	US\$	120,267	132,747	
40 footer	/box		150,387	165,994	
<b>6. Empty Flat Racks</b>					
Two to four 20-foot empty flat racks bundled as one unit	/bundle	US\$	82,677	91,257	
Two to four 40-foot empty flat racks bundled as one unit	/bundle	US\$	115,652	127,654	
<b>Self-Sustaining Vessel</b>					
<b>1. CY/FCL</b>					
<b>Loaded</b>					
20 footer	/box	US\$	45,620	50,354	
40 footer	/box		78,489	86,634	
<b>Empty</b>					
20 footer	/box	US\$	32,628	36,014	
40 footer	/box		52,503	57,951	
<b>2. CFS/LCL - Inbound/Outbound</b>					
20 footer	/box	US\$	166,822	184,133	
40 footer	/box		259,823	286,786	
<b>3. Shifting on Board</b>					
	/box	US\$	25,798	28,475	
<b>4. Shifting via dock/barge/ vice versa</b>					
	/box	US\$	67,150	74,119	
<b>5. Foreign Transhipment (without rework)</b>					
20 footer	/box	US\$	53,571	59,131	
40 footer	/box		83,771	92,464	

\*Per PPA MC No. 13-2011 dtd. Oct. 18, 2011

*Handwritten initials/signature*

**B. CARGO CHARGES (Arrastre) \*\***

	<u>Basis</u>	1st Tranche**		2nd Tranche**	
		8% Inc. Effective 7/16/2012	8% Inc. Effective 1/16/2013	7% Inc. Effective 1/16/2013	7% Inc. Effective 1/16/2013
1. FCL - Import					
20 footer	/box	3,500.00	3,727.00		
40 footer	/box	8,031.00	8,551.00		
2. FCL - Export					
20 footer	/box	2,858.00	3,043.00		
40 footer	/box	6,563.00	6,989.00		

2.1 SHUT-OUT Export - an added charge on top of the arrastre (export) charge of:

		/box	Php	/box	Php
Full/Loaded			2,854.00		3,039.00
Empty			1,427.00		1,519.00

3. CFS/LCL - Import and Export shall be charged based on actual weight or measurement of LCL cargoes applying the present general cargo rate.

C. DANGEROUS CARGO To be charged in accordance with PPA AO No. 02-89 dtd. 8/14/89 and PPA AO No. 01-90 dtd. 03/01/90.

**II. NON-CONTAINERIZED**

**A. VESSEL CHARGES (Stevedoring)**

	<u>Basis</u>	Non-Palletized		Palletized	
		/RT	Php	/RT	Php
1. General Cargo					
a) Bagged Cargoes (Cargoes in bags, sacks)	/RT	179.00	70.00		
b) Frozen Cargoes					
1) Unpacked Fish	/RT	556.00	-		
2) Fish in Cartons	/RT	371.00	-		
c) Others (Cargoes in crates, boxes, cases, drums, etc.)	/RT	77.00	53.00		
2. Heavy Lift					
5 - 20 tons	/MT	378.00	-		
Over 20 tons	/MT	461.00	-		

\*\* PPA MC No.07-2012 dtd. June 15, 2012

	<u>Basis</u>	<u>Non-Palletized</u>	<u>Palletized</u>
3. Steel Products	/MT Php	61.00	43.00
4. Logs	/1000 Bd.Ft. Php	162.00	-
5. Lumber	/1000 Bd. Ft. Php	-	120.00
6. Bulk			
a) Free Flowing	/MT Php	77.00	-
b) Non-Free Flowing	/MT	84.00	-
7. Shifting within hatch		150% of applicable rates	
8. Shifting from hatch to another or from one hold to dock/pier or barge or vice versa		200% of applicable rates	

NB The above charges shall be exclusive of equipment except for item 6 i.e. Bulk cargoes where clamshell shall be provided.

**B. CARGO CHARGES (Arrastre) \*\***

<u>Import</u>	<u>Basis</u>	1st Tranche** 8% Inc. Eff. 7/16/2012		2nd Tranche** 7% Add'l. Inc. Eff. 1/16/2013	
		<u>Non-Palletized</u>	<u>Palletized</u>	<u>Non-Palletized</u>	<u>Palletized</u>
1. General Cargo					
a) Bagged Cargoes (cargoes in bags, sacks)	/RT Php	248.00	110.00	264.00	117.00
b) Frozen Cargoes					
1) Unpacked Fish	/RT Php	933.00	-	994.00	-
2) Fish in Cartons	/RT	623.00	-	664.00	-
c) Others (cargoes in crates, boxes, cases, drums, etc.)	/RT Php	140.00	110.00	149.00	117.00
2. Steel Products	/RT Php	164.00	132.00	175.00	140.00
3. Logs	/1000 Bd. Ft. Php	214.00	-	228.00	-
4. Lumber	/1000 Bd. Ft. Php	-	214.00	-	228.00

\*\* PPA MC No.07-2012 dtd. June 15, 2012

			1st Tranche**		2nd Tranche**	
			8% Inc. Eff. 7/16/2012	7% Add'l. Inc. Eff. 1/16/2013	Non-Palletized	Palletized
5. Heavy Lift						
5 - 15 tons	/MT	Php	337.00	-	359.00	-
Over 15 - 20 tons	/MT	Php	557.00	-	593.00	-
Over 20 tons	/MT	Php	784.00	-	835.00	-
6. Bulk Cargo	/MT	Php	140.00	-	149.00	-
7. Checking Charge (Shipside Delivery)	/RT	Php	16.00	-	17.00	-
C. ROLL-ON ROLL-OFF CHARGES						
1. Vessel Charges (Stevedoring)*	/RT	Php	65.00			
2. Cargo Charges (Arrastre)**	/RT	Php	140.00			149.00
D. DANGEROUS CARGO						
To be charged in accordance with PPA AO No. 02-89 dtd. 8/14/89 and PPA AO No. 01-90 dtd. 03/01/90.						
III. MISCELLANEOUS CHARGES (payable by whoever requested for services)						
A. <u>CONTAINERIZED</u>						
1. Lifting and closing of hatch covers, lids and supporting beams (non-self sustaining vessels only) *	/hatch	US\$	87.906			97.028
2. Making fast and letting go lines *						
Size of Vessel :						
Less than 10,000 GRT	/vessel	US\$	14,380			15,872
10,000 - 20,000 GRT	/vessel	US\$	16,434			18,140
20,000 - 30,000 GRT	/vessel	US\$	20,516			22,645
Above 30,000 GRT	/vessel	US\$	24,624			27,180

\* Per PPA MC No. 13-2011 dtd. Oct. 18, 2011  
 \*\* PPA MC No. 07-2012 dtd. June 15, 2012

*[Handwritten signature]*

3. Pier Lighting (night operations * -- 1800H to 0600H)	/hour	US\$	1.761	1.943
			1st Tranche* 6% Inc. Effective 11/18/2011	2nd Tranche* Add'l. 11% Inc. Effective 5/18/2012
4. Reefer Charges (Plug in/out) *	/box/hour or fraction	US\$	1.441	1.591
20 footer			3.362	3.711
40 footer				
--- Reefer vans for export shall be subject to one (1) hour minimum				
--- A minimum of six (6) hours shall be imposed on import reefer vans **				
20 footer	Basis	Php	403.00	429.00
40 footer	/box		939.00	999.00
5. a) B.O. Turnover Survey *	gang/hour	US\$	22.810	25.178
b) Shoring/Recouping (Labor Cost Only) * Materials, subject to the determination of both parties based on actual usage.	gang/hour	US\$	9.818	10.836
c) Stripping - FCL **	/box	Php	7,417.00	7,898.00
- 100% examination	/box		7,417.00	7,898.00
- Over 10% but below 100% exam	/box		3,711.00	3,951.00
- BOC Spot Checking exam	/box		1,134.00	1,207.00
6. Equipment Rental (includes operator)				
a) Shore Crane *	/hour or fraction thereof	US\$	118.587	130.893
b) Crane - 100 ton mobile crane minimum * of twelve (12) container moves	/minimum	US\$	448.442	494.978

\* Per PPA MC No. 13-2011 dtd. Oct. 18, 2011  
 \*\* PPA MC No. 07-2012 dtd. June 15, 2012

*Handwritten signature/initials*



EQUIPMENT HIRE: \*

Crane (Mobile)	100 Tons Capacity	/hour	US\$	262,625	289,878			
Crane	50 Tons Capacity	/hour		107,355	118,495			
Crane	25 Tons Capacity	/hour		61,308	67,670			
Crane Container	Barge Tango	/hour		37,670	41,579			
Forklift	20 Ton Capacity	/hour		30,654	33,835			
Forklift	10 Ton Capacity	/hour		16,914	18,669			
Forklift	3 Ton Capacity	/hour		11,685	12,897			
Toploader	25 Ton Capacity	/hour		45,967	50,737			
Toploader	35 Ton Capacity	/hour		61,308	67,670			
Shifter/Straddle Carrier	25 Ton Capacity	/hour		61,547	67,934			
Tractor Head		/hour		16,862	18,611			
Tractor, Stake		/hour		11,685	12,897			
Chassis with Truck/Tractor		/hour		7,417	8,186			
20 footer		/hour		14,780	16,314			
40 footer		/hour						

c) Pallets (outside rental)\*\*

7. Transferring/storing of dangerous cargoes at the Dangerous Cargo Area (DCA) - (Per PPA MC 12-2004 for MICT & PPA MC 02-2005 for South Harbor) **								
Containerized Dangerous Cargo	/ TEU	Php		4,076.00	4,340.00			
LCL (non-palletized)	/ RT			279.00	297.00			
LCL (palletized)	/ RT			214.00	228.00			

The charges shall be distinct and in addition to the "premium charges" prescribed under PPA Admin. Order No. 02-89 (Cargo Handling Rate for Dangerous/Obnoxious Cargoes).

\* Per PPA MC No. 13-2011 dtd. Oct. 18, 2011  
 \*\* PPA MC No. 07-2012 dtd. June 15, 2012

DMH  
 W

Penalty Charges \*

Stand-by Charges  
a) Manpower

Applies to vessel operation when labor is engaged to work but cannot work, when causes are attributable to vessel's fault, under the following conditions:

- a) waiting for vessel to dock;
- b) breakdown of vessel's gear;
- c) waiting for cargo/truck; and
- d) men engaged but not put to work.

Standby time charges due to inclement weather shall not apply except when the cargo owner/ consignee insists on the deployment of a gang or objects to the knocking off of the gang during or impending inclement weather.

- b) Shore Crane  
Equivalent to four (4) Container Lifts per hour or fraction thereof

B. NON-CONTAINERIZED

- 1. Making fast & letting go lines \*

Size of Vessel :  
Less than 10,000 GRT  
10,000 - 20,000 GRT  
20,000 - 30,000 GRT  
Above 30,000 GRT

<u>Basis</u>	Php
/vessel	664.00
/vessel	759.00
/vessel	950.00
/vessel	1,138.00

gang/hour US\$ 29.453 32.509

Basis 1st Tranche\* 2nd Tranche\*  
6% Inc. Add'l. 11% Inc.  
Effective Effective  
11/18/2011 5/18/2012

\*Per PPA MC No. 13-2011 dtd. Oct. 18, 2011  
\*\* PPA MC No. 07-2012 dtd. June 15, 2012

*Handwritten initials/signature*

2.	Pier Lighting (night operations * -- 1800H to 0600H)	/hour	Php	76.00	
3.	a) B.O. Turnover Survey**	gang/hour		996.00	1,060.00
	b) Shoring/Recouping (Labor Cost Only) ** Materials, subject to the determination of both parties based on actual usage.	gang/hour		428.00	455.00
4.	Equipment Rental (includes operator)				
	a) On-Dock **	/hour	Php	12,111.00	12,896.00
	Crane (Mobile)	/hour		4,951.00	5,272.00
	Crane	/hour		2,826.00	3,010.00
	Crane	/hour		1,414.00	1,505.00
	Forklift	/hour		777.00	827.00
	Forklift	/hour		538.00	573.00
	Forklift	/hour		2,121.00	2,259.00
	Toploader	/hour		2,826.00	3,010.00
	Toploader	/hour		2,826.00	3,010.00
	Shifter /StraddleCarrier	/hour		777.00	827.00
	Tractor Head	/hour		538.00	573.00
	Truck, Stake	/hour			
	b) On-Board*	/hour	Php	773.00	
	Forklift	/hour			
	c) Outside rental of pallets **	/hour	Php	81.00	86.00

Penalty Charges

Standby time charges shall be applied on delays beyond the control of the cargo handling operator, only under the following circumstances:

- a) waiting for vessel to dock;
- b) breakdown of vessel's gear;
- c) waiting for cargo/truck/barges;
- d) non-readiness of the vessel; and
- e) gang cancelled by client due to instances other than the above.

\*\* PPA MC No.07-2012 dtd. June 15, 2012

Standby time charges due to inclement weather shall not apply except when the cargo owner/consignee insists on the deployment of a gang or objects to the knocking off of a gang during or impending inclement weather.

		<b>1st Tranche**</b>	<b>2nd Tranche**</b>
		8% Inc.	Add'l. 7% Inc.
		Effective	Effective
	<u>Basis</u>	<u>7/16/2012</u>	<u>1/16/2013</u>
a) On-Board*	gang/hour Php	2,764.00	
b) On-Dock **	gang/hour Php	2,479.00	2,639.00

Extra Labor Services

1. Gang Services

a) On-Dock **			
General Cargo Delivery Gang	gang/hour Php	826.00	880.00
B.O. Turn-over Gang	gang/hour	1,050.00	1,118.00
Utility	gang/hour	1,083.00	1,153.00
Barge Delivery Operation	gang/hour	1,452.00	1,546.00
Lashing/Unlashing (RO-RO)	gang/hour	735.00	783.00
Lashing/Unlashing Gang	gang/hour	1,332.00	1,418.00
Self-Sustained Vessel (Loading/Unloading)	gang/hour	2,432.00	2,590.00
Integrated General Cargoes & Units	gang/hour	2,949.00	3,141.00

b) On-Board *			
Regular Gang	gang/hour US\$	19,075	21,054
Big Gang	gang/hour	22,437	24,765
Manlighter Gang	gang/hour	13,313	14,695
Lashing/Unlashing/Shoring	gang/hour	22,116	24,411
Discharging Vessel/Barge Operation/Stripping	gang/hour	41,672	45,997

\*Per PPA MC No. 13-2011 dtd. Oct. 18, 2011  
 \*\* PPA MC No. 07-2012 dtd. June 15, 2012

*Handwritten initials/signature*

2. Personnel Services \*

	Basis	1st Tranche* 6% Inc. Effective 11/18/2011		2nd Tranche* Add'l. 11% Inc. Effective 5/18/2012	
		US\$	/hour	US\$	/hour
Antigo	/hour	2,294	2,532		
Batteryman	/hour	2,374	2,621		
Cabo	/hour	2,374	2,621		
Cabo B.O.	/hour	2,374	2,621		
Carpenter	/hour	2,294	2,532		
Checker Posting B.O.	/hour	2,294	2,532		
Checker Delivery	/hour	2,455	2,710		
Checker Posting	/hour	2,455	2,710		
Checker Receiving	/hour	2,455	2,710		
Checker Transfer	/hour	2,455	2,710		
Clerk	/hour	2,294	2,532		
Cooperer B.O.	/hour	2,294	2,532		
Deliveryman	/hour	2,294	2,532		
Electrician	/hour	2,294	2,532		
Foreman Delivery	/hour	2,455	2,710		
Foreman Receiving	/hour	2,455	2,710		
Gatekeeper	/hour	2,562	2,828		
Gearlockerman	/hour	2,294	2,532		
Inspector B.O.	/hour	2,455	2,710		
Inspector Gate	/hour	2,562	2,828		
Lineman	/hour	2,294	2,532		
Locator	/hour	2,294	2,532		
Locator Van	/hour	2,294	2,532		
Mechanic	/hour	2,455	2,710		
Mechanic Helper	/hour	2,374	2,621		
Moderno	/hour	2,268	2,503		
Operator Crane (2)	/hour	3,014	3,327		
Operator Forklift	/hour	2,294	2,532		
Operator Gantry Crane	/hour	2,268	2,503		
Operator Mobile	/hour	2,455	2,710		
Operator Tractor	/hour	2,562	2,828		
Reefer Technician	/hour	2,507	2,768		
Signalman	/hour	2,294	2,532		
Special Cargoman	/hour	2,294	2,532		

\*Per PPA MC No. 13-2011 dtd. Oct. 18, 2011

	Basis	1st Tranche* 6% Inc.		2nd Tranche* Add'l. 11% Inc.	
		Effective 11/18/2011	Effective 5/18/2012	Effective 11/18/2011	Effective 5/18/2012
Supervisor	/hour	2,614	2,885	2,614	2,885
Supervisor B.O.	/hour	2,614	2,885	2,614	2,885
Superintendent	/hour	2,828	3,121	2,828	3,121
Truck Driver	/hour	2,294	2,532	2,294	2,532
Utilityman	/hour	2,294	2,532	2,294	2,532
Welder	/hour	2,294	2,532	2,294	2,532
Winchman	/hour	2,294	2,532	2,294	2,532
Baggage Master	/hour	2,374	2,621	2,374	2,621

\*Per PPA MC No. 13-2011 dtd. Oct 18, 2011